



CONTENT IDEAS FOR HUMANITARIAN & CONSERVATION NEEDS

NB: the images shown are **for illustrative purposes only** – many of these designs have copyright protection. FESPA PARTNERS ARE INVITED TO CREATE THEIR OWN DESIGNS USING THESE AS EXAMPLES



Product: Primary school and Early Child Development posters
(Africa-focussed)

Size: A1

Print stock: Heavy weight poster paper, Polypropylene, PVC

Print: Digitally printed 4 Colour process to 1 side only + any additional colours i.e. metallic, neon, varnish

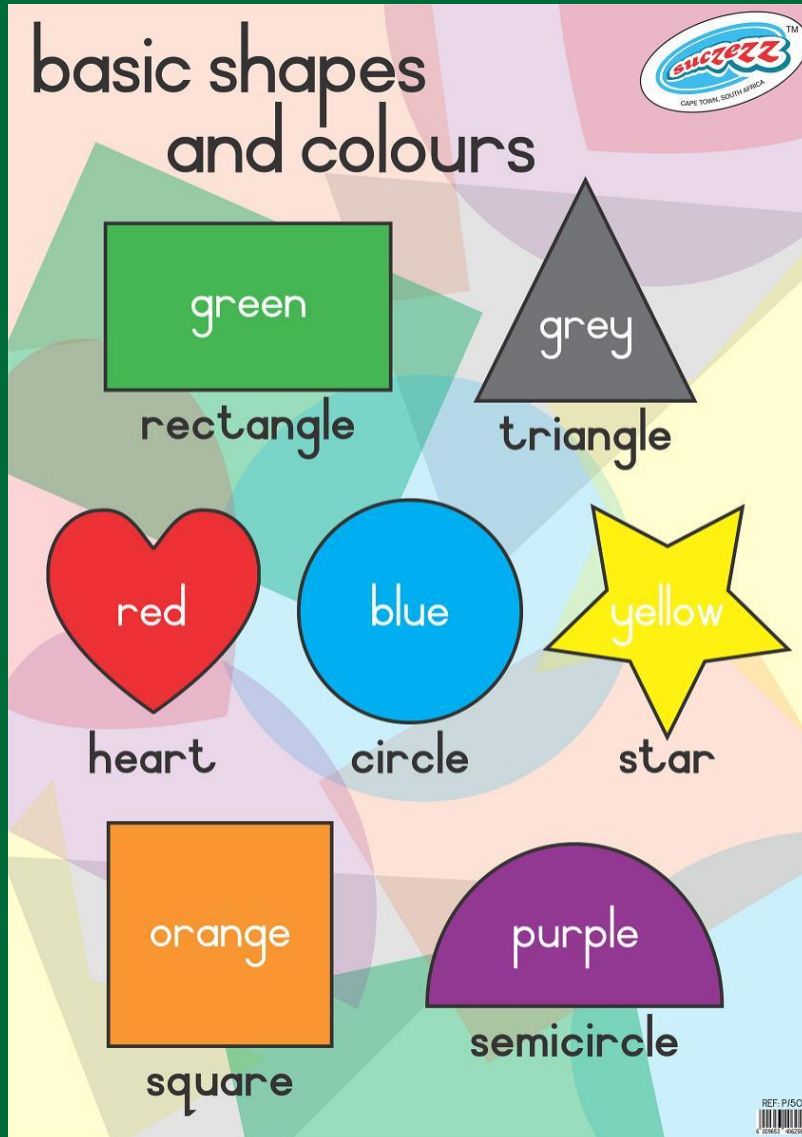
Quantity: 200 of each topic

Language: English/Zulu

Content topics: Choose from the list of examples below

1. Early Child Development Poster

Primary colours with English and Zulu descriptions



Africa



REF: P30
00003 4272

2. Africa Map

Suggestion:
country flags be
used as a border

3. Five Senses: to include Zulu names for the senses and African children



























(Zulu words to follow).

my five senses



alphabet



Aa  apple	Bb  balloon	Cc  candle	Dd  door	Ee  egg
Ff  fox	Gg  grass	Hh  hand	Ii  ink	
Jj  jar	Kk  key	Ll  leaf	Mm  moon	Nn  nose
Oo  owl	Pp  pear	Qq  queen	Rr  ring	
Ss  snail	Tt  tooth	Uu  umbrella	Vv  violin	Ww  wheel
Xx  x-ray	Yy  yogurt	Zz  zebra		

REF: P1

4. Alphabet with identifiable images

5. Colours English and Zulu (We will supply)

colours



red
grey
yellow
brown
black
orange
green
purple
blue
pink
white

REF: P6

ASIVIKELE IZILWANE ZASENDLE YETHU



6. Southern Africa's iconic Wildlife.

Note: these posters have been specifically designed for FESPA purposes with correct Zulu wording. (Will send hi-res PDFs).

FESPA can also design a Africa 'Big 5' poster and one with a large African tree in the centre with wildlife on the surrounds, to show the wider African environment.

ASIVIKELE IZILWANE ZASENDLE YETHU



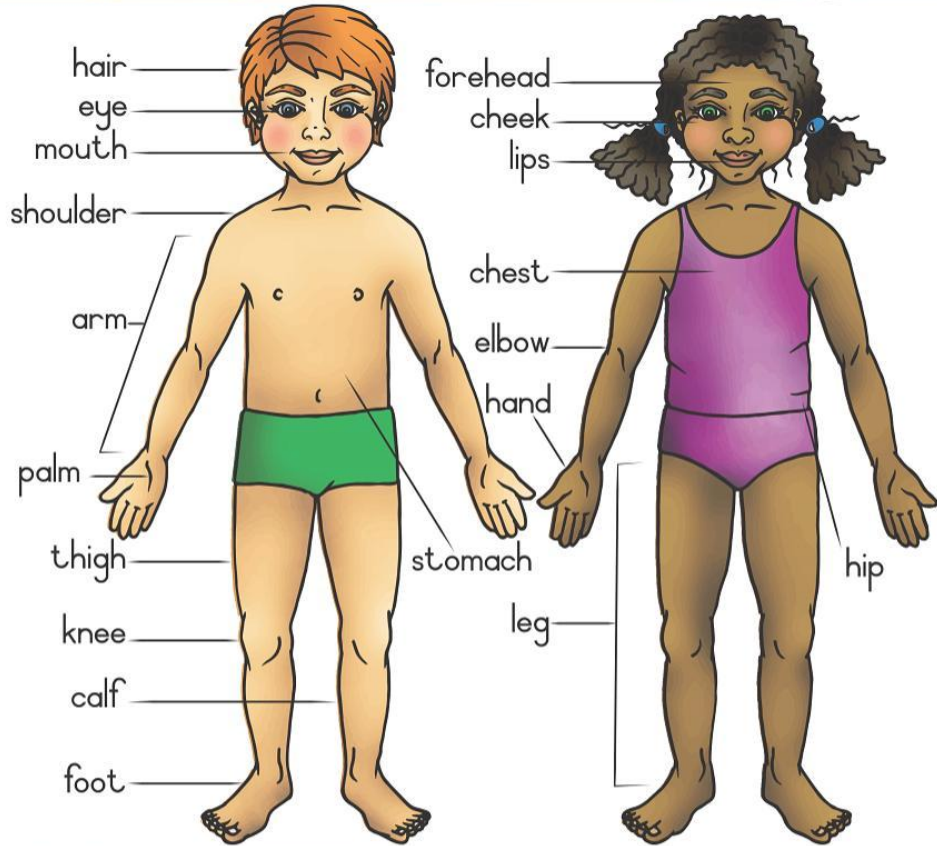
PROTECT OUR WILDLIFE



PROTECT OUR WILDLIFE



My Body

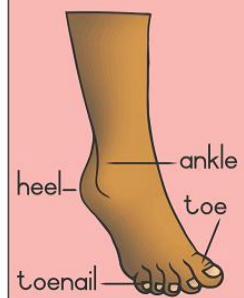


7. Parts of the body.

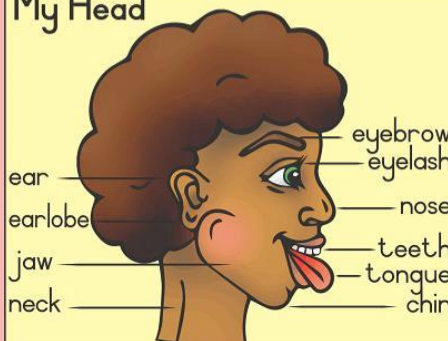
NB: with English and Zulu wording.

Both figures to be of African children.

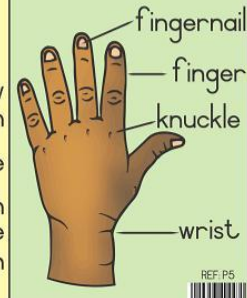
My Foot



My Head



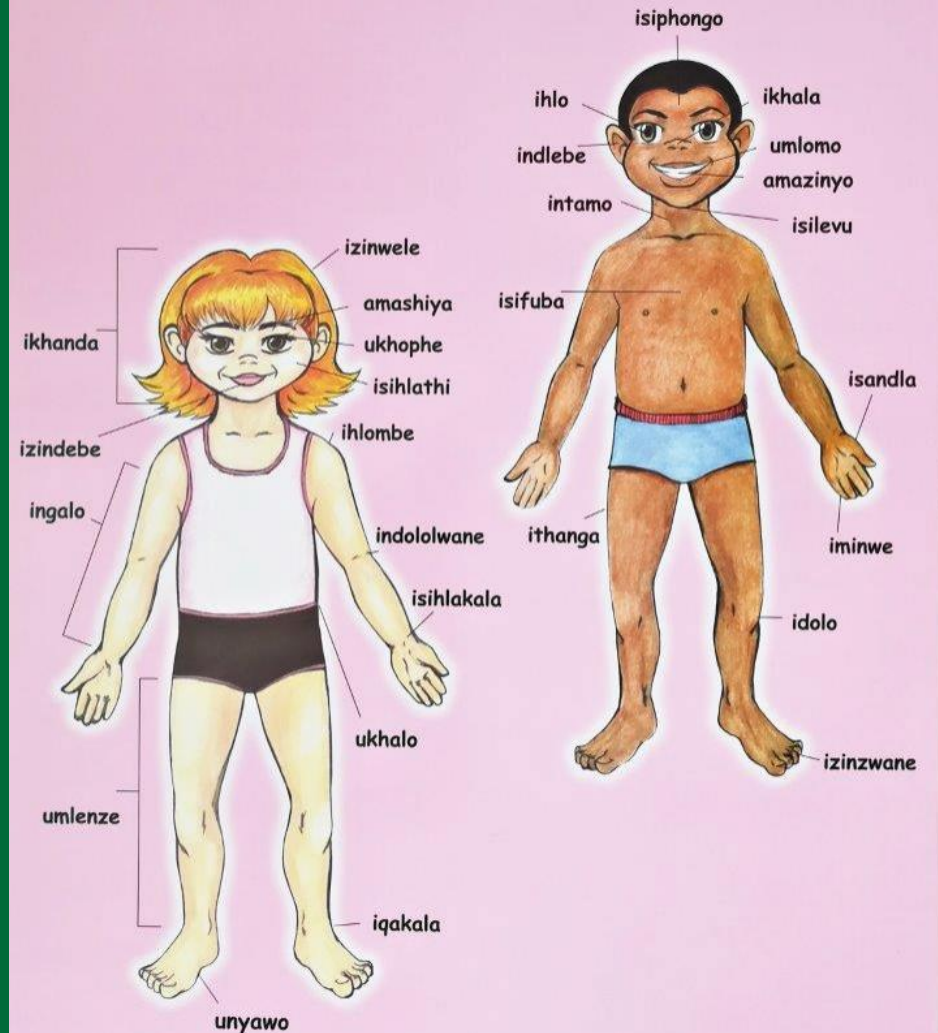
My Hand



REF: PS
0 20953 40419

Umzimba Wami

Zulu



0 20953 40419

1 - 100



1	2	3	4	5	6	7	8	9	10
11	12	13	14	15	16	17	18	19	20
21	22	23	24	25	26	27	28	29	30
31	32	33	34	35	36	37	38	39	40
41	42	43	44	45	46	47	48	49	50
51	52	53	54	55	56	57	58	59	60
61	62	63	64	65	66	67	68	69	70
71	72	73	74	75	76	77	78	79	80
81	82	83	84	85	86	87	88	89	90
91	92	93	94	95	96	97	98	99	100

REF: P27
© 2005-2009

8. Numbers 1 - 100

9. Basic Multiplication

+ **+** **+** **+** **6²**

+0	+1	+2	+3
0 + 0 = 0	0 + 1 = 1	0 + 2 = 2	0 + 3 = 3
1 + 0 = 1	1 + 1 = 2	1 + 2 = 3	1 + 3 = 4
2 + 0 = 2	2 + 1 = 3	2 + 2 = 4	2 + 3 = 5
3 + 0 = 3	3 + 1 = 4	3 + 2 = 5	3 + 3 = 6
4 + 0 = 4	4 + 1 = 5	4 + 2 = 6	4 + 3 = 7
5 + 0 = 5	5 + 1 = 6	5 + 2 = 7	5 + 3 = 8
6 + 0 = 6	6 + 1 = 7	6 + 2 = 8	6 + 3 = 9
7 + 0 = 7	7 + 1 = 8	7 + 2 = 9	7 + 3 = 10
8 + 0 = 8	8 + 1 = 9	8 + 2 = 10	8 + 3 = 11
9 + 0 = 9	9 + 1 = 10	9 + 2 = 11	9 + 3 = 12
10 + 0 = 10	10 + 1 = 11	10 + 2 = 12	10 + 3 = 13

+4	+5	+6
0 + 4 = 4	0 + 5 = 5	0 + 6 = 6
1 + 4 = 5	1 + 5 = 6	1 + 6 = 7
2 + 4 = 6	2 + 5 = 7	2 + 6 = 8
3 + 4 = 7	3 + 5 = 8	3 + 6 = 9
4 + 4 = 8	4 + 5 = 9	4 + 6 = 10
5 + 4 = 9	5 + 5 = 10	5 + 6 = 11
6 + 4 = 10	6 + 5 = 11	6 + 6 = 12
7 + 4 = 11	7 + 5 = 12	7 + 6 = 13
8 + 4 = 12	8 + 5 = 13	8 + 6 = 14
9 + 4 = 13	9 + 5 = 14	9 + 6 = 15
10 + 4 = 14	10 + 5 = 15	10 + 6 = 16

+7	+8	+9	+10
0 + 7 = 7	0 + 8 = 8	0 + 9 = 9	0 + 10 = 10
1 + 7 = 8	1 + 8 = 9	1 + 9 = 10	1 + 10 = 11
2 + 7 = 9	2 + 8 = 10	2 + 9 = 11	2 + 10 = 12
3 + 7 = 10	3 + 8 = 11	3 + 9 = 12	3 + 10 = 13
4 + 7 = 11	4 + 8 = 12	4 + 9 = 13	4 + 10 = 14
5 + 7 = 12	5 + 8 = 13	5 + 9 = 14	5 + 10 = 15
6 + 7 = 13	6 + 8 = 14	6 + 9 = 15	6 + 10 = 16
7 + 7 = 14	7 + 8 = 15	7 + 9 = 16	7 + 10 = 17
8 + 7 = 15	8 + 8 = 16	8 + 9 = 17	8 + 10 = 18
9 + 7 = 16	9 + 8 = 17	9 + 9 = 18	9 + 10 = 19
10 + 7 = 17	10 + 8 = 18	10 + 9 = 19	10 + 10 = 20

REF: P105

isithelo

Zulu



upapamuzi



amagilebhisi



iwolintshi



umango



ipentshisi




itolofiya




ubhanana



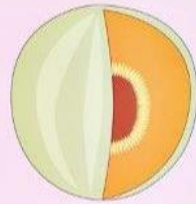
inantsi



uphopho



ikhabe



i-sweet melon



ulamula



i-nectarine



ikhiwane



i-aphula



ipulamu



amalishi



uginindela



uphayinaphu



isitrobheli



ibhilikosi



iganandoda



amajikijolo



ugwava



ugqumugqumu

10. African Fruits with Zulu names

11. African Vegetables with Zulu names

amaveji

Zulu



indumba



ubhatata



ibhathanathi



isipinashi



amazambane



izaqatha



ukhukhamba



ikholiflawa



amakhowe



utamatisi



ulethisi



ubhontshisi oluhlaza



i-baby marrow



ithanga



u-anyanisi



ubhithiruthi



ibrokholi



ijemu skwashi



i-Hubbard squash



iklabishi

izinyangazonyaka

Zulu



- uMasingana (uJanuwari)
- uNhlolanja (uFebhuwari)
- uNdasa (uMashi)
- uMbasa (u-Ephreli)
- uNhlaba (uMeyi)
- uNhlanguvana (uJuni)
- uNtulikazi (uJulayi)
- uNcwaba (u-Agasti)
- uMandulo (uSeptemba)
- uMfumfu (u-Okthoba)
- uLwezi (uNovemba)
- uZibandlela (uDisemba)




12. Months of the Year in Zulu (with slang-Zulu).
NB: need to add English as well.

13. Days of the Week in Zulu and English.
Both need better images.

Izinsuku zesonto.


(Days of the week.)

isiZulu



14. Domestic Animals in Zulu.

Design needs a more African feel.



15. Birthday Wall Chart



16. Activities (design needs a more African feel).



17. Caring for the Environment.

We need to design 3 posters that:

- A) Promote Reduce, Reuse, Recycle in African communities.
- B) Explain the dangers of plastic pollution to rivers, lakes and oceans.
- C) Encourages children to care for their environment through actions eg: tree planting, don't light fires, don't litter etc.



(Let's work on these together)

Clean up! Pick it up!



NOW THAT YOU KNOW THE 'FOUR R'S' OF RECYCLING, YOU'RE ONE STEP CLOSER TO BECOMING A **RECYCLING SUPERHERO!** SORT EACH ITEM INTO THE CORRECT BIN - THE FEWER ITEMS IN THE LANDFILL BIN, THE BETTER!

- | | | |
|----------------|---------------------|--------------------|
| Eggshells | Disposable nappies | Meats |
| Grocery bags | Plastic | Cardboard |
| Aluminium Can | Vegetable Scraps | Household cleaners |
| Glass bottle | Newspaper | Paper towels |
| Bread | Paint thinners | Pie tins |
| Shoes | Pasta | Cheese |
| Clothing items | Frozen dinner trays | Paper |
| Leftover rice | Batteries | Deodorant cans |
| Magazines | | |

DID YOU KNOW?
YOU CAN HELP CLEAN UP YOUR COMMUNITY TO MAKE MONEY BY BECOMING A WASTE PICKER!

FRITOE KOTTAWA IS A WASTE PICKER. HE LIVES ON A LANDFILL IN KAWONDA IN THE EASTERN CAPE. FRITOE COLLECTS RECYCLABLE MATERIAL AND SELLERS IT TO BUYBACK CENTRES AND SCRAP YARDS. HE WORKS FROM 10 TO 15 HOURS A DAY, WORKING BETWEEN 550 AND 2140 DAILY!



THE FOUR R'S

Good waste management Follows the 4 Rs: Reduce, Reuse, Recycle and Recover, as well as avoiding illegal dumping and littering.



Did you know that the 4 Rs can help us to find better ways to manage our litter?

You can **REDUCE** by cutting down the amount of litter you produce. Try to buy products in bulk that are made from recycled material and use canvas bags instead of plastic packets.



You can **REUSE** by finding ways to use things again that you would normally throw away.

For sure! Old tyres can be used to grow flowers and we can reuse plastic and glass bottles.



The third R is to **RECYCLE!** Recycle rubbish that cannot be reused. Collect all your rubbish, sort it into its different categories like paper, glass, metal and plastic, then put it in recycle bins or take it to a buy-back centre. It can then be used to make new products.



The last R is to **RECOVER.** You can convert waste into resources such as electricity, heat, compost and fuel.



Waste harms the environment and human beings.



It is important to ensure that waste is managed in a way that will minimise its impact.



18. South Africa's National Anthem

“Nkosi sikelel’ iAfrika”



Nkosi sikelel’ iAfrika (XHOSA)

Maluphakanyisw’ uphondo iwayo,
Yizwa imithandazo yethu, (ZULU)

Nkosi sikelela, tchina lusapho lwayo.
Morena boloka setjhaba sa heso, (SOTHO)

O fedise dintwa le matshwenyeho,

O se boloke, O se boloke setjhaba sa heso,
Setjhaba sa South Afrika - South Afrika. (AFRIKAANS)

Uit die blou van onse hemel,

Uit die diepte van ons see,

Oor ons ewige gebergtes

Waar die kranse antwoord gee,

Sounds the call to come together, (ENGLISH)

And united we shall stand,

Let us live and strive for freedom,

In South Africa our land.






20. Health and Hygiene posters

**Our DoMore Foundation partners
will supply design ideas in the new
year.**

Malaria Prevention booklets in English, Swahili and Portuguese




These 6-page easy-to-understand Malaria Prevention booklets are essential for our malaria work with pregnant women and mothers with children under the age of 5 years in rural communities across Africa. We will send examples by courier to Steve, with scribbled notes of changes needed.

Wildlife Art Templates (Conservation Education with Schools)

This educational campaign has reached over 700,000 children across Africa in the past 10 years. Using a simple A3 'template' with the outline of an endangered species (rhino, elephant, lion etc), children are encouraged to use their imaginations to fill the page with colour and importantly, write a message in support of wildlife and environmental protection. Students are judged on the quality of their artistic efforts and the importance of their written message, and winners receive certificates and prizes such as school bags, pencil cases, soccer balls, t-shirts, caps, water bottles and stationery. Regional winners also get to attend an educational Wildlife Camp and become Wildlife Conservation Ambassadors for their schools.

We will send you the blank template artworks (PDF) on a separate email. **NB: these templates and the provision of art materials and prizes are currently our biggest printing need.**





Other print needs

We will send you logos, artwork examples and quantities for the following:

- **T-shirts**
- **Caps**
- **Pencil cases**
- **Banners**
- **Tarpaulins**
- **Soft cases for reading glasses (our Rite to Sight campaign) see: www.kingsleyholgate.com (under 'Initiatives')**